



[Portal](#) > [Knowledgebase](#) > [Mobile Satellite Internet](#) > [Accessing the Web Console on Your IsatHub](#)

## Accessing the Web Console on Your IsatHub

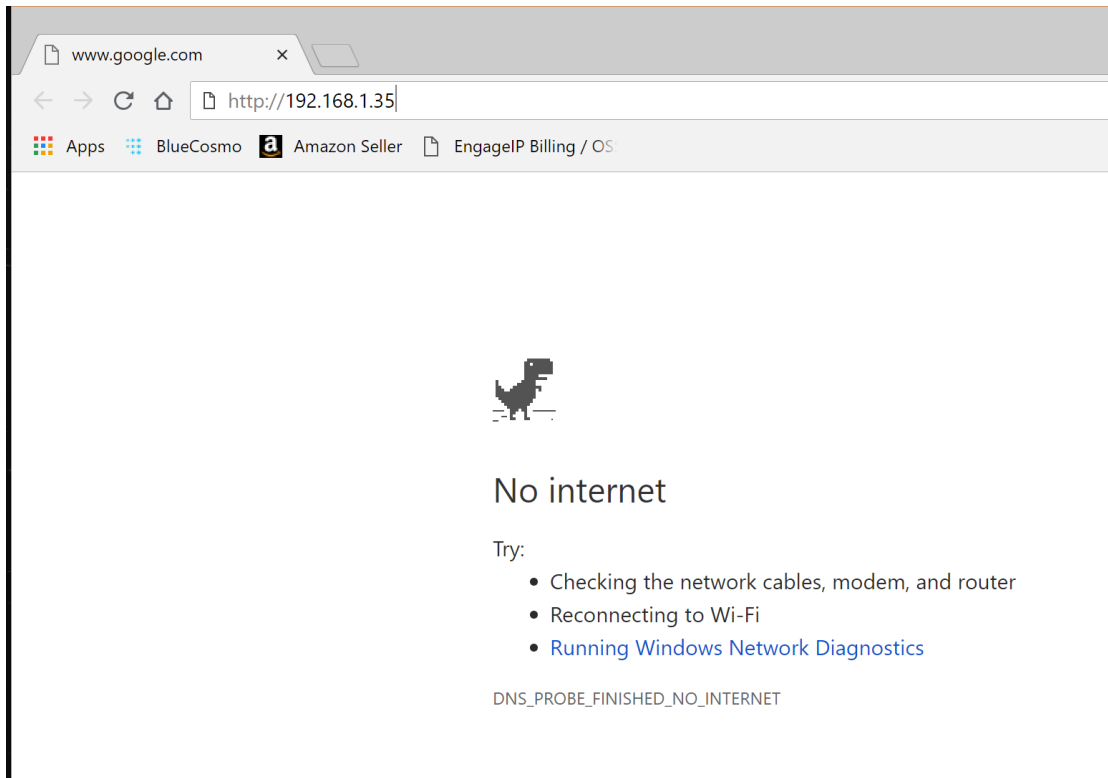
Chuck Reisinger - 2019-12-30 - in [Mobile Satellite Internet](#)

Follow the instructions below to connect to your iSavi IsatHub Terminal's Dashboard via a web browser.

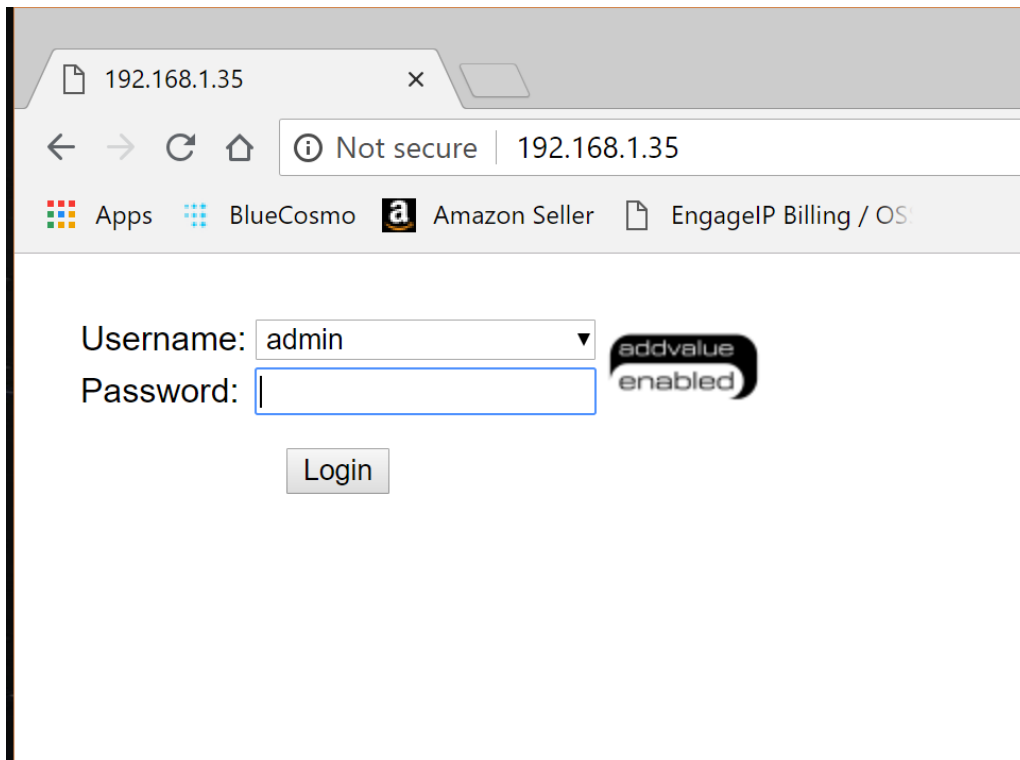
1. Power on the iSavi IsatHub by pressing and holding the power button for 2-3 seconds.
2. Using a smartphone, tablet or computer, connect to your iSavi over Wi-Fi by selecting it from the list of available Wi-Fi networks. The default Wi-Fi network name (SSID) and password can be obtained from the product label on the bottom of the terminal.



3. Now that you have connected, open a web browser and type **http://192.168.1.35** in the address bar.

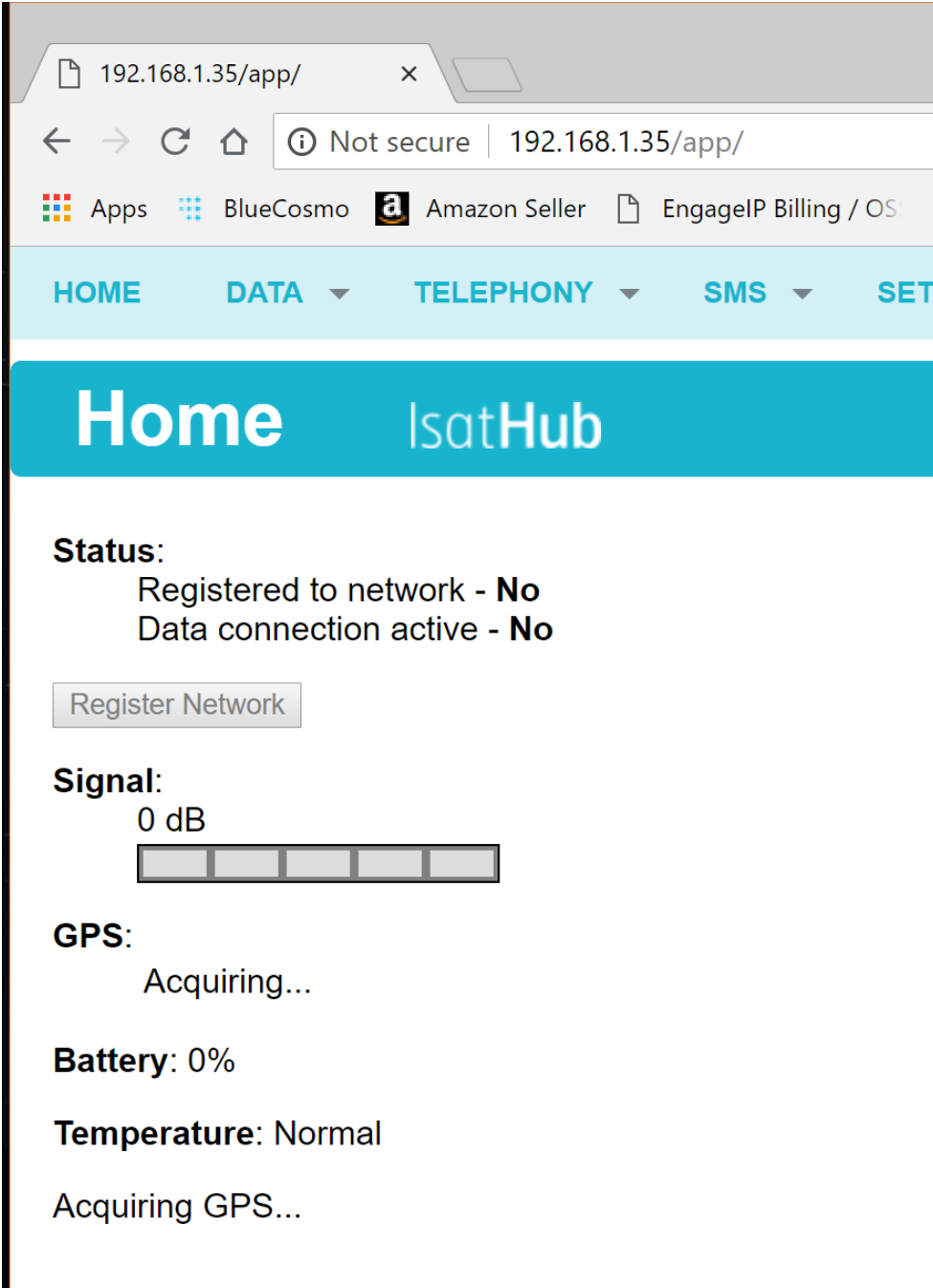


4. Once on the web console log in page select **admin** from the **Username** drop-down list.



5. Enter the **password**. The default password is either **1234** or **123456**, depending on the firmware version of your unit.

6. You now have access to the Web Console. From the Web Console you can perform a [firmware update](#), a factory reset, change your log-in password, monitor usage, or establish data connections. Details of the web console functions are in the [manual](#) starting on page 14.



The screenshot shows a web browser window with the address bar displaying "192.168.1.35/app/". The browser's address bar shows "Not secure" and the URL "192.168.1.35/app/". The browser's tab bar shows "Apps", "BlueCosmo", "Amazon Seller", and "EngageIP Billing / OS". The web console interface has a light blue header with navigation tabs: "HOME", "DATA", "TELEPHONY", "SMS", and "SET". Below the header is a teal banner with the text "Home" and "IsatHub". The main content area displays the following information:

- Status:**
  - Registered to network - **No**
  - Data connection active - **No**
- 
- Signal:**
  - 0 dB
  - A signal strength indicator bar consisting of five empty segments.
- GPS:**
  - Acquiring...
- Battery:** 0%
- Temperature:** Normal
- Acquiring GPS...